

Message passing for integrating and assessing renewable generation in a redundant power grid



Lenka Zdeborová (Los Alamos Natl. Lab.)

in collaboration with

Scott Backhaus (LANL)

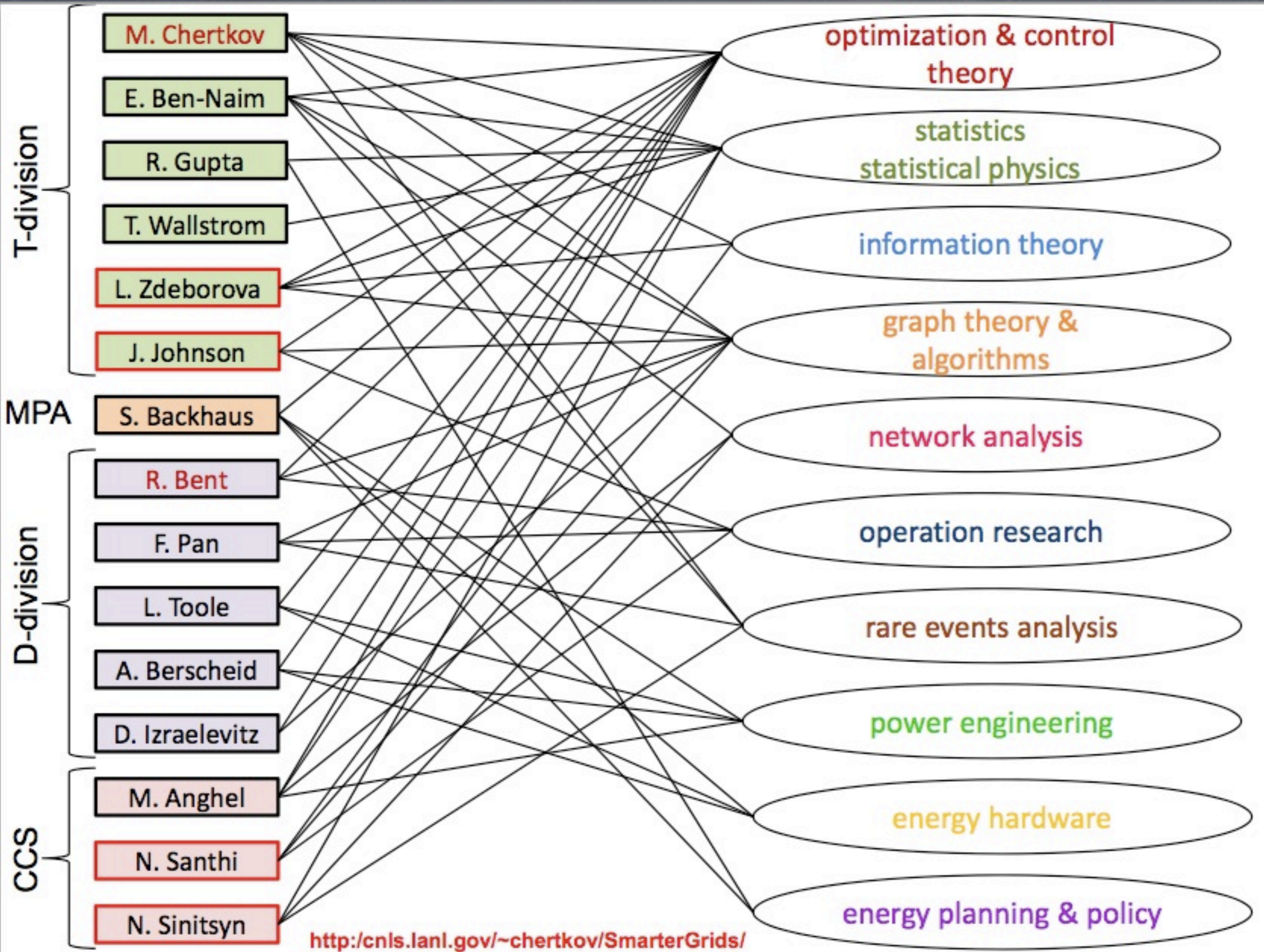
Misha Chertkov (LANL)



Optimization & Control Theory for Smart Grids

<http://cnls.lanl.gov/~chertkov/SmarterGrids/>
(or google "Chertkov" and follow "smart grid" link)

**Information science foundations
for the Smart Grid**



<http://cnls.lanl.gov/~chertkov/SmarterGrids/>

Optimization & Control Theory for Smart Grids

FY10-12 M. Chertkov (PI, Theory Division, LANL), R. Bert (co-PI, Decision Applications Division, LANL)



Strengthening America's Infrastructure Security

Smart Grid as a National Grand Challenge

R&D Problems for Smart Grids

The basic structure of the electrical power grid has remained unchanged for one hundred years. It has become increasingly clear, however, that the hierarchical, centrally-controlled grid of the twentieth century is ill-suited to the needs of the twenty-first. A future grid, in which modern sensors, communication links, and computational power are used to improve efficiency, stability, and flexibility, has become known as the "smart grid."



US Power grid. The projected Engineering retirement of the 20% capacity will require a smart revolution in the 21st century.

- Energy Identified as a national priority (with education and health care)
- Existing smart grid R&D has focused on hardware
- R&D gap in smart grid information technology
 - Smart grid design
 - Grid operation to exploit emerging technologies
 - Risk assessment
- Leverages LANL expertise
 - Infrastructure analysis
 - Information theory
 - Control theory
 - Optimization
 - Stability and reliability analysis
 - State estimation

Approach

R&D Methodology: Road Map for Smart Grids

Our road map is driven by emerging technologies such as renewables, storage, and sensors and accordingly specifies the technical challenges in Grid Design, Grid Control and Grid Stability.



Grid Stability
Prevent costly outages through better failure detection

Grid Control
Exploitation of new hardware to enable better control through load balancing and distributed computing

Grid Design
Upgrade existing grid to accommodate the penetration of emerging components and improve robustness and resiliency




R & D Findings & Plan

Grid Design

Our goal is to go beyond NNSA's "20% renewable (incorporated)" by the year 2030

NNSA, activities included:


- Cost (mostly) only
- Power flows highly approximate
- Unstable solutions
- Infeasibility in renewables not accounted



Grid Control

Load Balancing (shave peaks, fill valleys) achieved by:

- Scheduling of loads, generators, storage
- Scheduling within the grid/graph
- Clustering of load areas
- Distributed (or open-loop) control



Grid Stability

Pilot Study

- Finds out causing max damage, ensuring a period of load shedding control
- Difficult power flow problem
- Future challenge - make the alg. efficient

2010 resiliency analysis of the grid

- Metrics for failure
 - Stable (0), non-stable (0), unstable (0)
 - Linear, nonlinear, continuous, discrete
 - Distance to failure, signature detection
 - Stack, dynamics, cascades

Impact to LANL, NNSA & the nation

- Reduce consumer energy costs
- Promote energy independence
- Support national renewable penetration goals
- Contribute analysis and algorithms for Homeland Security
- Address strategic problems at the intersection of energy, climate, and infrastructure
- Support LANL's Energy Security Center and LANL's Information Science and Technology Center



design

control

stability

Optimization & Control Theory for Smart Grids

FY10-12 M. Chertkov (PI, Theory Division, LANL), R. Bert (co-PI, Decision Applications Division, LANL)




Strengthening America's Infrastructure Security

Smart Grid as a National Grand Challenge

R&D Problems for Smart Grids

The basic structure of the electrical power grid has remained unchanged for one hundred years. It has become increasingly clear, however, that the hierarchical, centrally-controlled grid of the twentieth century is ill-suited to the needs of the twenty-first. A future grid, in which modern sensors, communication links, and computational power are used to improve efficiency, stability, and flexibility, has become known as the "smart grid."



US Power grid. The projected Engineering retirement of the 20% capacity will require a smart evolution in the 21st century.

- Energy Identified as a national priority (with education and health care)
- Existing smart grid R&D has focused on hardware
- R&D gap in smart grid information technology
 - Smart grid design
 - Grid operation to exploit emerging technologies
 - Risk assessment
- Leverages LANL expertise
 - Infrastructure analysis
 - Information theory
 - Control theory
 - Optimization
 - Stability and reliability analysis
 - State estimation

Approach

R&D Methodology: Road Map for Smart Grids

Our road map is driven by emerging technologies such as renewables, storage, and sensors and accordingly specifies the technical challenges in Grid Design, Grid Control and Grid Stability.



Grid Stability

Prevent costly outages through better failure detection

Grid Control

Exploitation of new hardware to enable better control through load balancing and distributed computing

Grid Design

Upgrade existing grid to accommodate the penetration of emerging components and improve robustness and resiliency



R & D Findings & Plan

Grid Design

Our goal is to go beyond NNSA's "20% renewable (incorporated)" by the year 2020

- Cost (fixed) only
- Power flows highly approximate
- Flexible solutions
- Interpenetration renewables not accounted

State-of-the-art optimization techniques for generators and power plants placement

Graphical representation of generator placement

"Water Generator" connected to grid

Feeding power to load

Network Optimization

Grid Control

Substation

Load Balancing (shape peaks, fill valleys) achieved by:

- Scheduling of loads, generators, storage
- Scheduling within the grid/graph
- Clustering of load nodes
- Distributed (or open-loop) control

Optimal switching control

- Coarse scheduling of substation for loads
- Suggested efficient and distributed control algorithm

Distributed responsibility dynamic technique

- Hierarchical control
- Performance of storage scheduling algorithm

Grid Stability

Pilot Study

- Fields out causing more damage, increasing a part of load shedding control
- Difficult gas flow problem
- Future challenge - make the alg. efficient

Stability analysis of the grid

- Metrics for failure: stable, non-stable, unstable
- Linear, nonlinear, continuous, discrete
- Distance to failure, signature detection
- Stack, dynamics, cascades

Impact to LANL, NNSA & the nation

- Reduce consumer energy costs
- Promote energy independence
- Support national renewable penetration goals
- Contribute analysis and algorithms for Homeland Security
- Address strategic problems at the intersection of energy, climate, and infrastructure
- Support LANL's Energy Security Center and LANL's Information Science and Technology Center



design

control

stability

Assessing renewable generation

- Intermittent renewable-sources-based generation destabilizes the grid.
How to improve grid control schemes?
- If renewable sources produce power x , how much can be saved on the level of the firm generation?

Improvement through redundancy

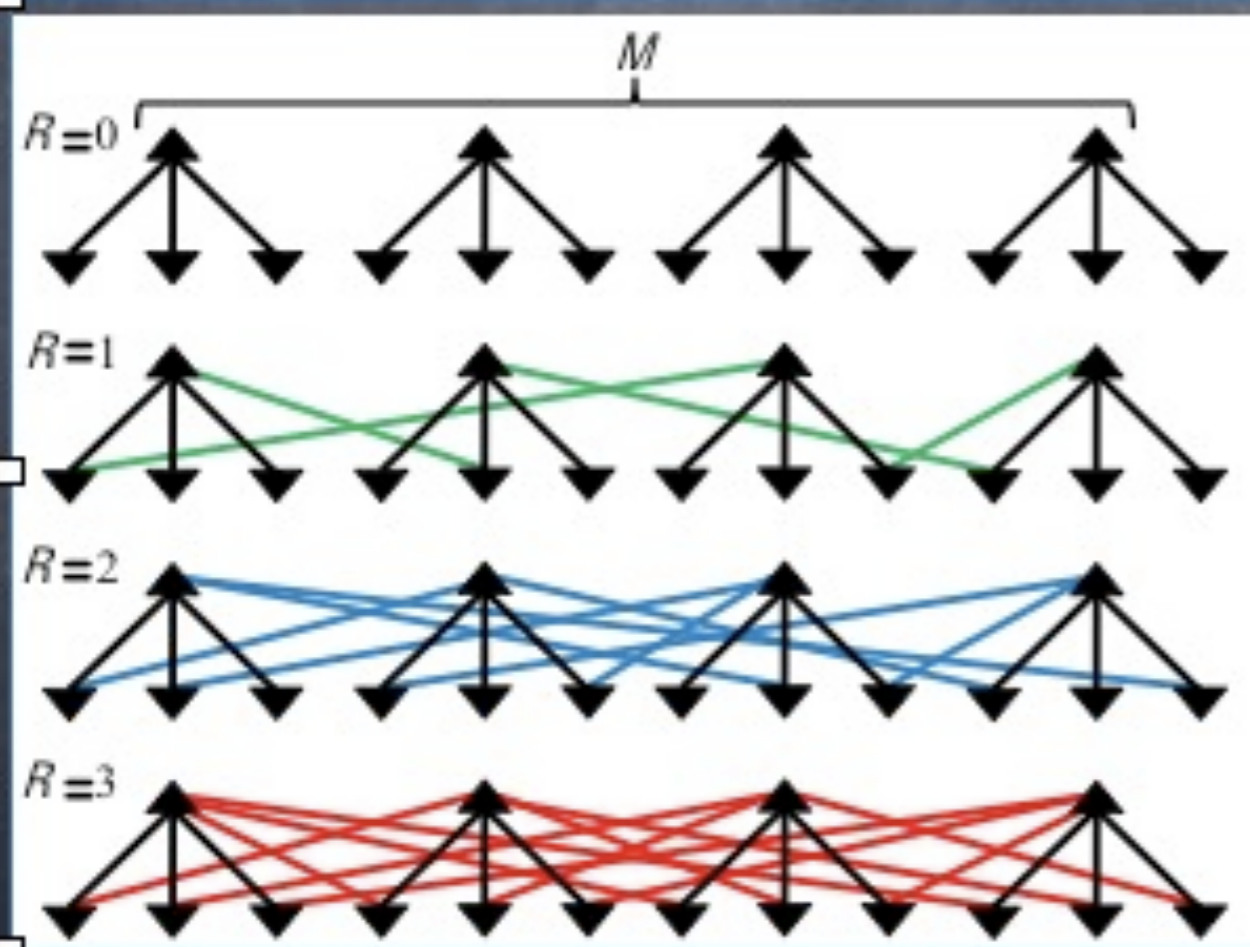
- Build **additional power lines and switches** (on / off = power line connected to / disconnected from the network)
- Redundancy must help to optimize both stability and efficiency - larger space to optimize over. But **how much** does redundancy help?

Methodology:

- **Approach A:** Take a **realistic power grid model** and several computers and run simulations. Do again when details change ...
- **Approach B (probabilistic + physicist way):** Study behavior of **simple abstract models** that facilitate the analysis, and look for **universal properties**, dependencies and behavior. Model choice criteria (in physics): **The simpler and richer the better.**

Our power grid model

- M producers, $N=DM$ consumers
- Out of every D consumers R have auxiliary lines



$$M=4, \quad N=12, \quad D=3$$

Consumer "i" consumes x_i
produces z_i
Producer "a" capability y_a

Setting

Switch variables for power lines:

$$\sigma_{ia} = 0 / \sigma_{ia} = 1$$

Each consumer has exactly one line on.

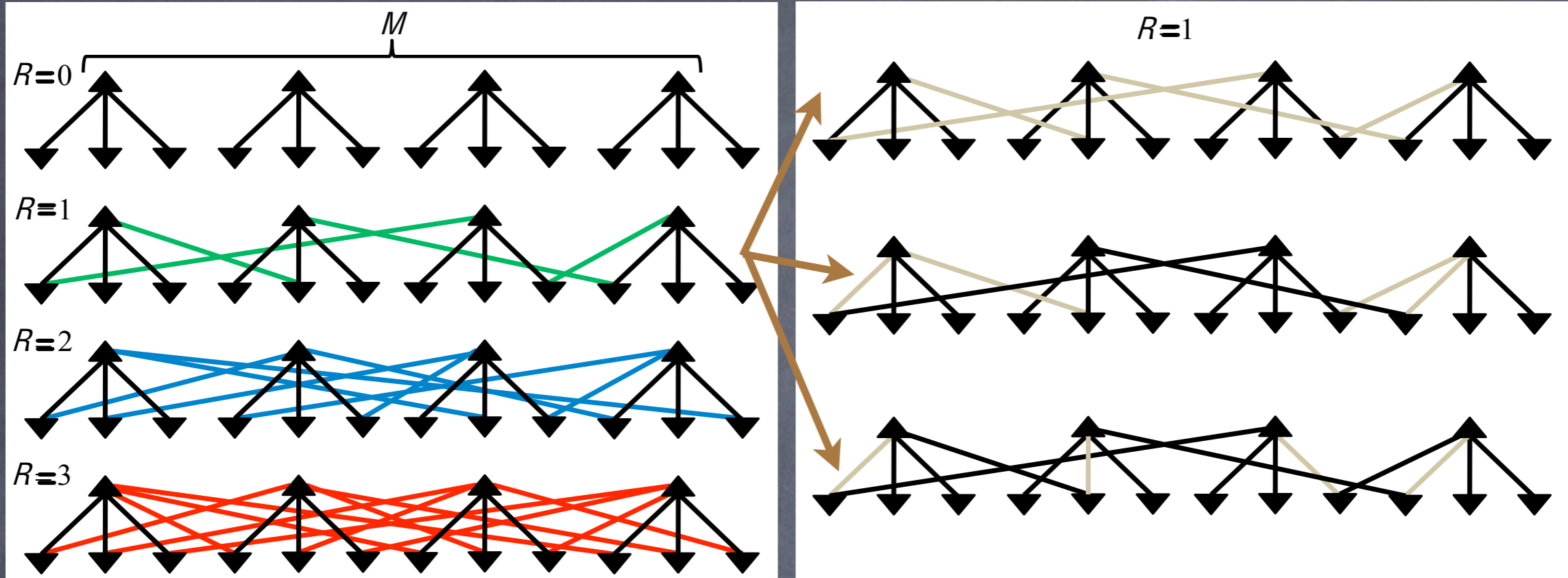
Constraints

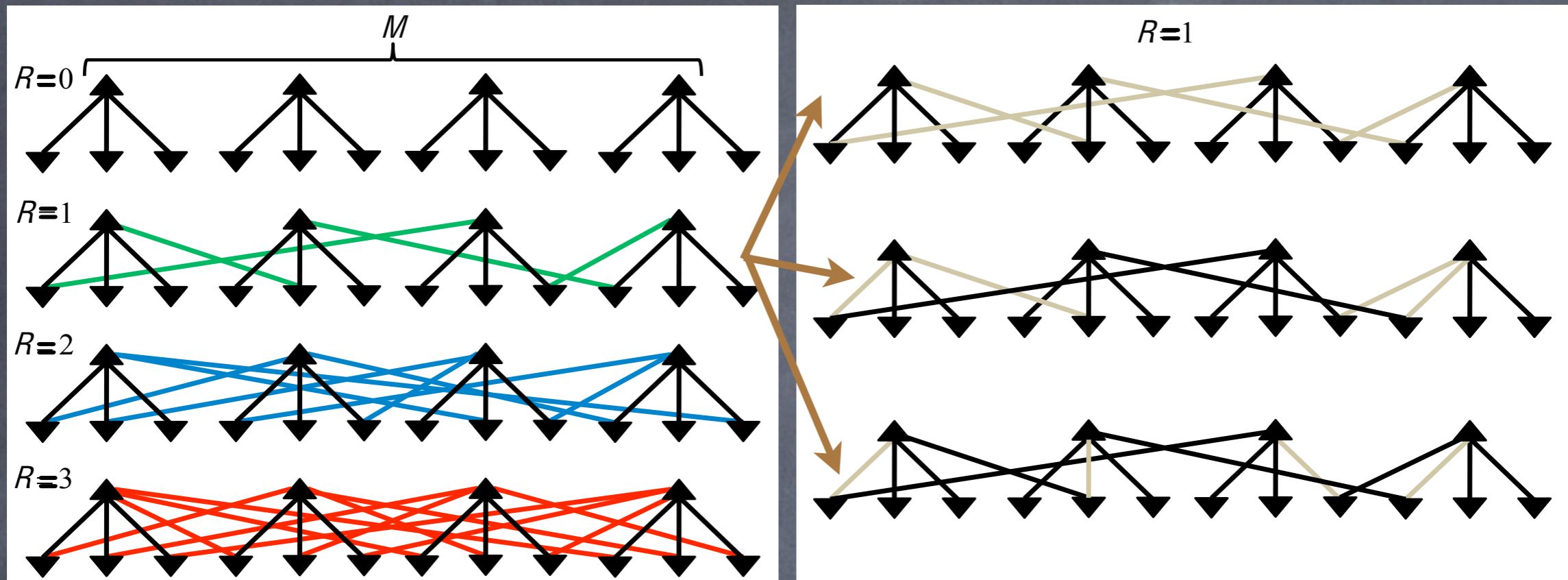
$$\sum_{a \in \partial i} \sigma_{ia} = 1$$

Every consumer one connection

$$\sum_{i \in \partial a} \sigma_{ia} (x_i - z_i) \leq y_a$$

Producers not overloaded





Note that the final topology is a tree, hence the Kirchhoff's laws satisfied.

However, general power flow optimum cannot be worse than the tree case!

Questions

Given $\{x_i\}$, $\{z_i\}$, $\{y_a\}$ can all the constraints be simultaneously satisfied? (Nobody overloaded.)

If yes, then how many satisfying configurations of the switches are there?
Is it easy to find one?

Answer: via Belief Propagation

How does BP work?

Prob. that line "ia" is in state σ_{ia} conditioned

$$\psi_{\sigma_{ia}}^{a \rightarrow i}$$

constraint on "i" is missing

$$\chi_{\sigma_{ia}}^{i \rightarrow a}$$

constraint on "a" is missing



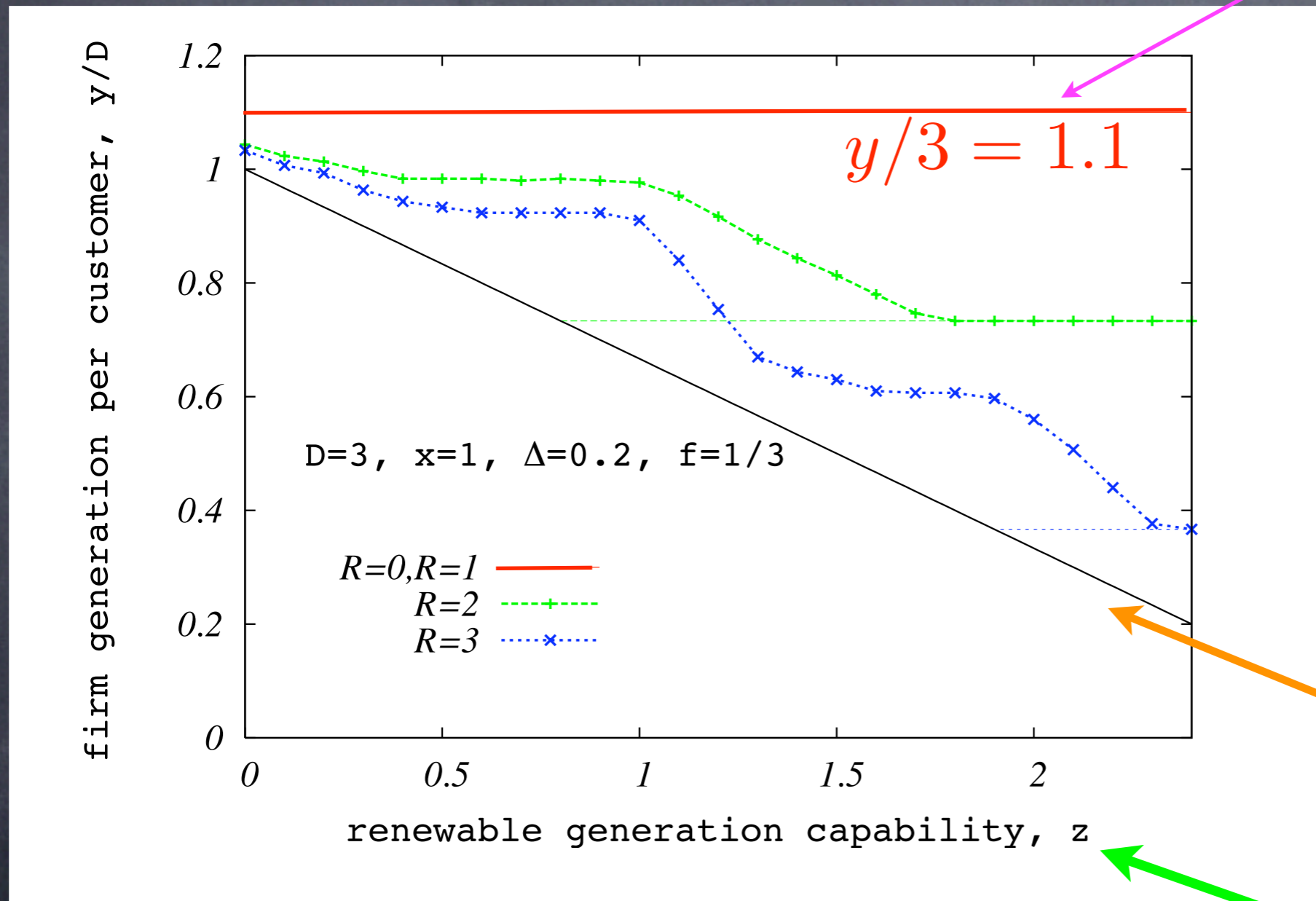
Iterative "message passing" scheme

Belief Propagation

- Distributed approximative way of:
 - (a) computing the probability that a given switch is on or off.
 - (b) estimating number of valid (not overloading) configurations.
- For large number of customers and producers (thermodynamic limit) – average analysis solvable.

Example n. 1

somebody must serve $D-R+1$
fully demanding consumers



producers

$$M \rightarrow \infty$$

consumers

$$N = 3M$$

generation >

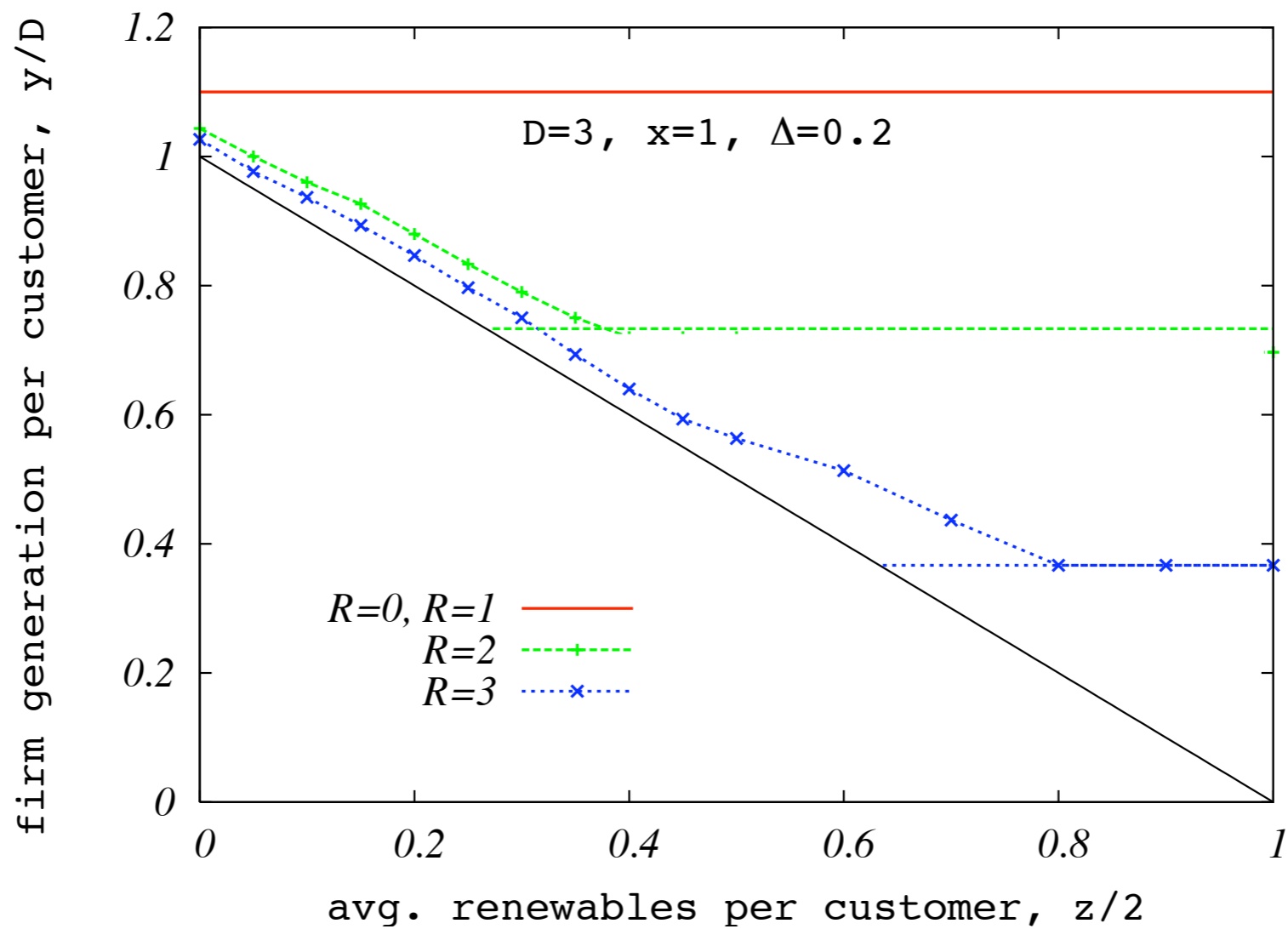
consumption

$$y/3 = 1 - z/3$$

Fraction $1/3$ of consumers produce amount z

Every consumer consumes random number in $(0.9, 1.1)$

Example n. 2

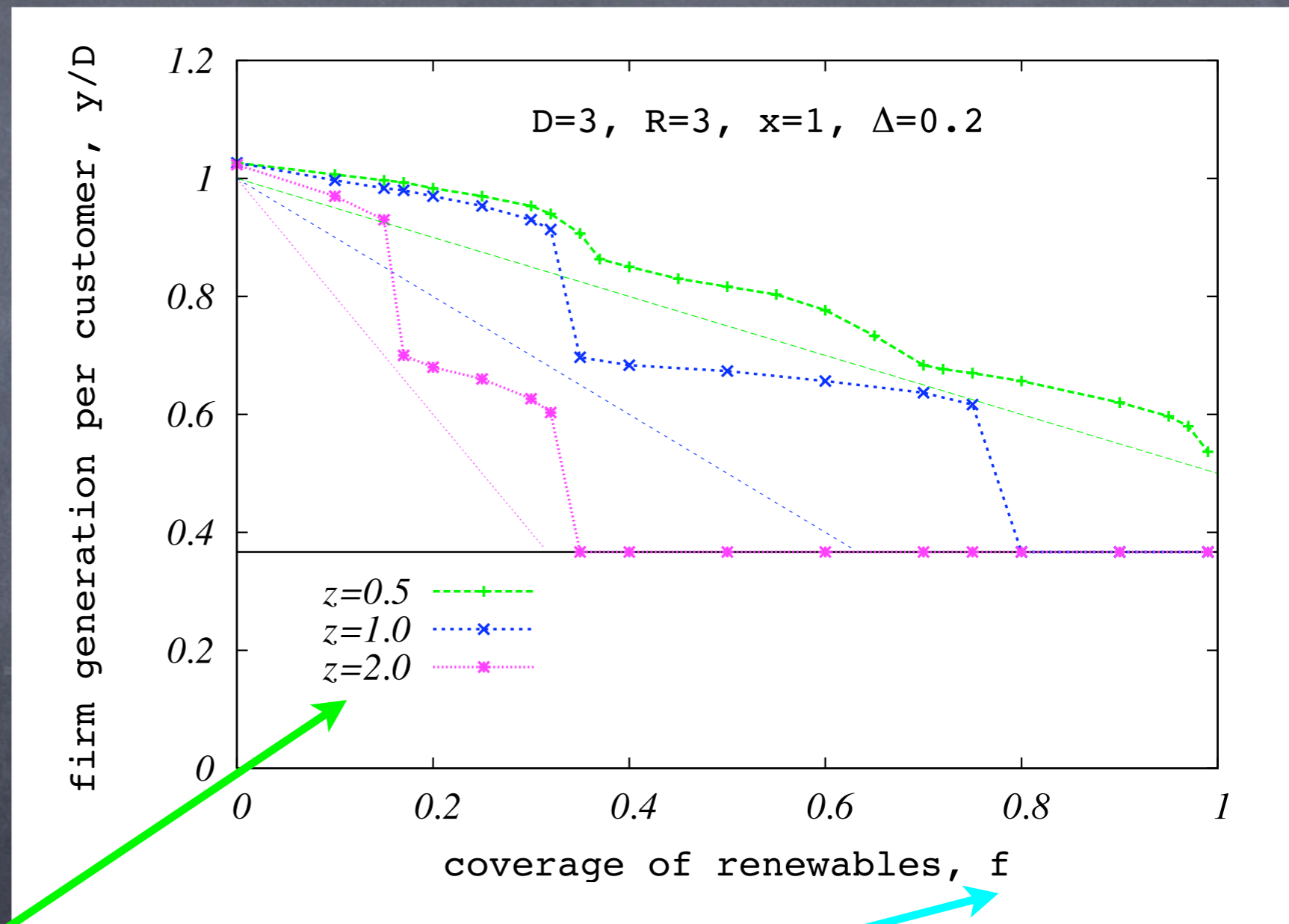


Every consumer produced a random number between $(0, z)$

Example n. 3

produced >
consumed

$$y/3 > 1 - fz$$



amount z is produced by fraction f of consumers

Conclusions and Perspectives

- Existence of SAT/UNSAT phase transition and regimes where higher penetration useful or futile.
- Redundancy + switches help renewable integrations. **Belief propagation a tool of analysis but also distributed control algorithm.**
- In physics: Study of toy models (and phase transitions) leads to qualitative understanding. **Is that true also for the Smart Grid?**
- Combine **belief propagation** with **DC or AC power flow rules** on a non-tree topology.

References

- L. Zdeborová, A. Decelle, M. Chertkov;
Phys. Rev. E 90, 046112 (2009).
- L. Zdeborová, S. Backhaus, M. Chertkov;
in HICSS 43.



Belief Propagation Equations

$$\chi_1^{i \rightarrow a} = \frac{1}{Z^{i \rightarrow a}} \prod_{b \in \partial i \setminus a} \psi_0^{b \rightarrow i}$$

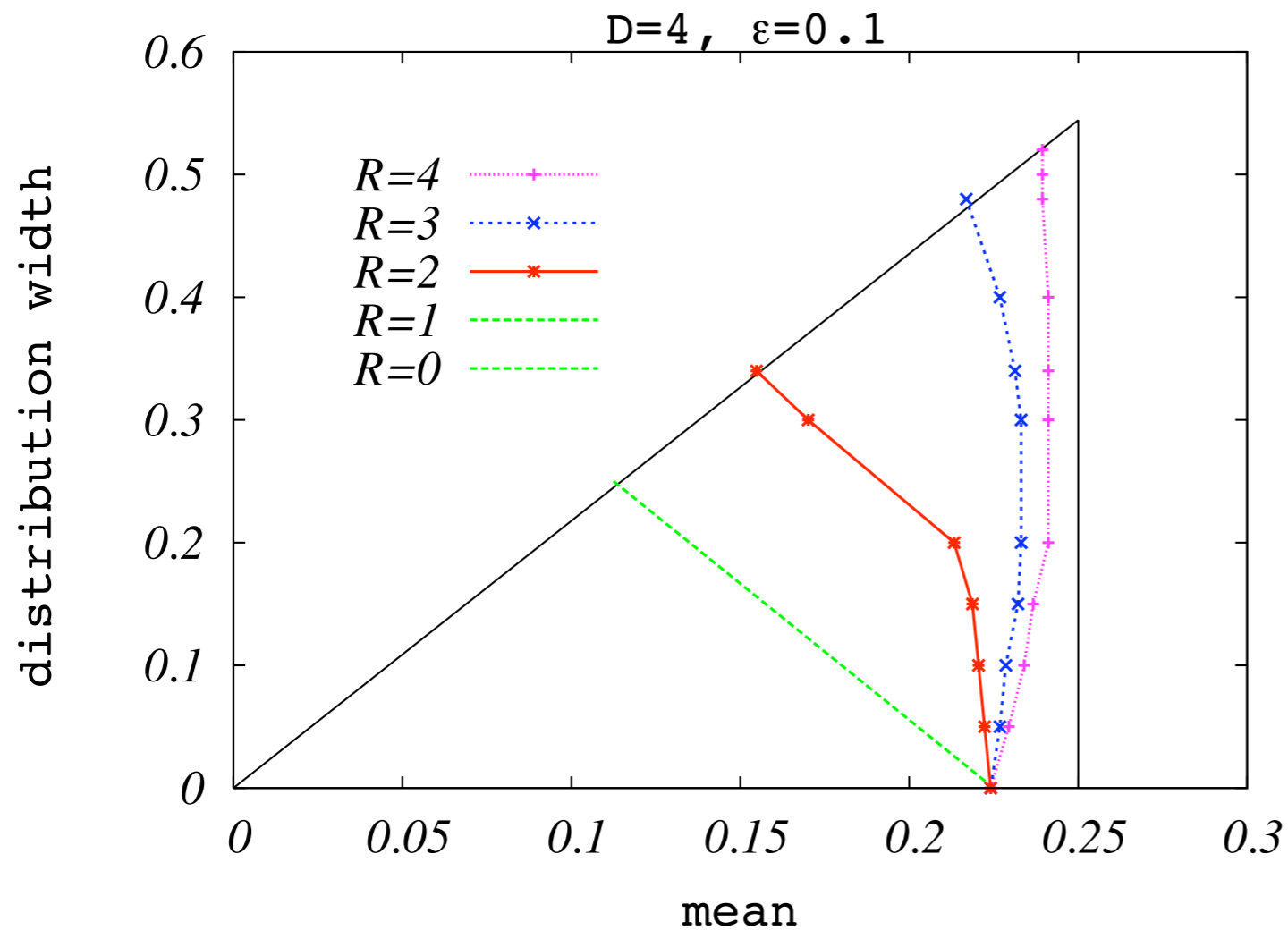
$$\chi_0^{i \rightarrow a} = \frac{1}{Z^{i \rightarrow a}} \sum_{b \in \partial i \setminus a} \psi_1^{b \rightarrow i} \prod_{c \in \partial i \setminus a, b} \psi_0^{c \rightarrow i}$$

$$\psi_1^{a \rightarrow i} = \frac{1}{Z^{a \rightarrow i}} \sum_{\sigma_{\partial a \setminus i a}} \theta(y_a - w_i - \sum_{j \in \partial a \setminus i} \sigma_{ja} w_j) \prod_{j \in \partial a \setminus i} \chi_{\sigma_{ja}}^{j \rightarrow a}$$

$$\psi_0^{a \rightarrow i} = \frac{1}{Z^{a \rightarrow i}} \sum_{\sigma_{\partial a \setminus i a}} \theta(y_a - \sum_{j \in \partial a \setminus i} \sigma_{ja} w_j) \prod_{j \in \partial a \setminus i} \chi_{\sigma_{ja}}^{j \rightarrow a}$$

Example n. 0

Everybody consuming random number between (mean-width/2) and (mean+width/2),
epsilon - fraction of consumers with no demand.



$$y_a = 1 \quad \forall a$$
$$z_i = 0 \quad \forall i$$

Asymptotic, but also algorithmic solution

